



1) Navigate the store to find the programs and activities you would like to register to

Amilia Demo


1751 Richardson, Montreal, QC, H3K0B2, CA
sarrah.bakhty@amilia.com


[Legal conditions](#) [Learn more about this organization](#)


[Register](#) [Memberships](#) [Merchandise](#) [My Account](#)


Q Search

Choose a program

 Program #1

 Program #2

 Program #3

 Program #4


Amilia Demo


1751 Richardson, Montreal, QC, H3K0B2, CA
sarrah.bakhty@amilia.com

[Legal conditions](#) [Learn more about this organization](#)

[Register](#) [Memberships](#) [Merchandise](#) [My Account](#)

Programs [Back](#)

 Program #1


 Some activities are available as drop-ins. See them on a calendar.

- Category 1
 - Subcategory 1
 - Subcategory 2
- Category 2
 - Subcategory 1
 - Subcategory 2


- 2) When you find the activity you would like to sign up to, simply click the blue icon with the + sign for a session or the calendar icon for a drop-in activity.

Register Memberships Merchandise My Account [↗](#)

Programs [← Back](#)




Program #1



 Some activities are available as **drop-ins**. See them on a calendar.

Category 1

Subcategory 1




Activity 1
[More information ...](#)

Schedule:  On Mondays from 9:00 AM to 10:00 AM.
 52 times starting 9/3/2018 12:00:00 AM


Start date: 9/3/2018


Available: 17/20

Drop in



 \$15.00

Session

 \$500.00




Activity 2
[More information ...](#)

Schedule:  On Mondays from 9:00 AM to 10:00 AM.
 52 times starting 9/3/2018 12:00:00 AM


Start date: 9/3/2018

Available: 20/20

Drop in

 \$15.00

Session

 \$500.00

amilia

3) If you do not have an account, click "create an account"


Log in


Email
example@domain.com


Password

Log in

[Create an account](#) or [reset your password](#)

 **Log in with Facebook**

 **Log in with Google**

 **Log in with Office 365**

4) Follow the instructions to create an account. Make sure the account owner is an adult.

Create an account

Email
email123@test.com

Confirm
email123@test.com


Password
.....


Confirm
.....


Create an account

By clicking on "Create an account", you agree to the [User Service Agreement](#) and [Privacy Policy](#).

[Log in or reset your password](#)

 **Log in with Facebook**

 **Log in with Google**


 **Log in with Office 365**

Create an account

Your account was successfully created. You will receive an email confirmation. It contains instructions to validate your email.

You are now ready to register to activities and make purchases on Amilia.

[Continue](#)



5) Enter your information as the account owner. Once again, the account owner should be an adult.

Create a new account owner

The account owner will be responsible for paying balances and will be the main point of contact for the organization.

First name

Last name

Gender

I confirm that I am 18 or older.

I agree to share my Amilia profile to proceed with this registration.

- 6) Once your PARENT profile has been created, add your child or children separately in order to sign them up to their activities.

Select participants to register

Activity 1

- On Mondays from 9:00 AM to 10:00 AM.
- 52 times starting 9/3/2018 12:00:00 AM
- \$500.00 Taxes not included

Gender: N/A

Click on to add to your cart

Parent #1

Add another person

Continue Shopping Checkout

Info

First name

Last name

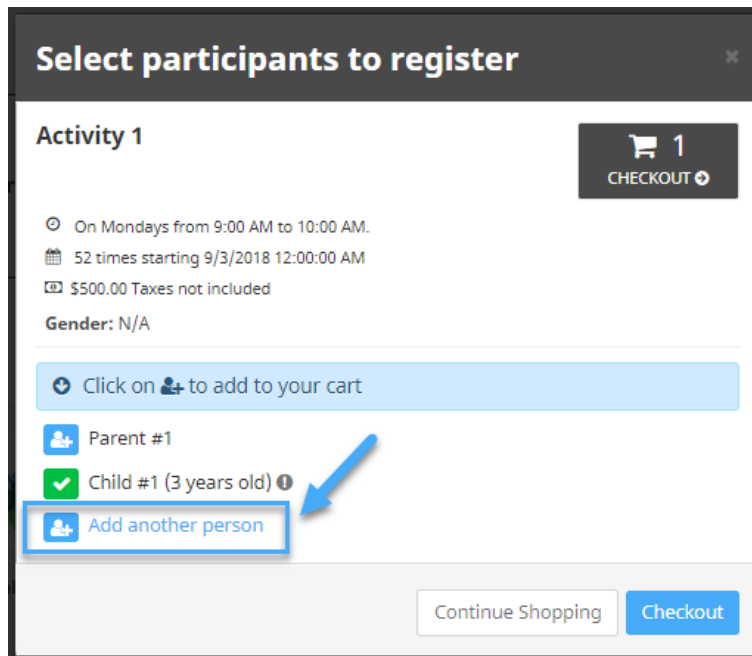
Gender

Child Adult

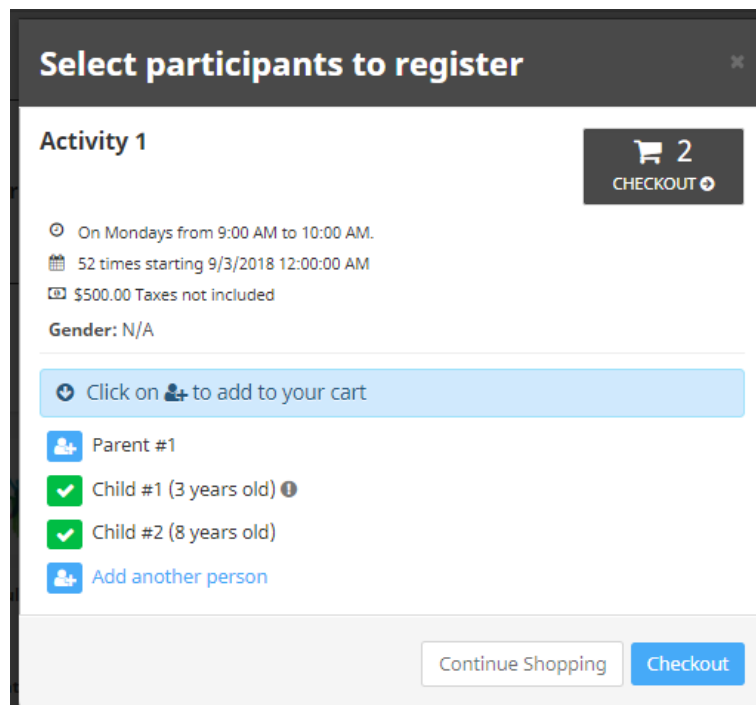
Date of birth

Cancel Save

- 7) If you would like to add more than one child or member to your Amilia account, you can add them now. (Don't worry, you can also add them later!)



- 8) Select the child you are registering to the activity by clicking the blue icon with the + sign. The icon will turn to a green checkmark to confirm the activities have been added to your cart.



- 9) You can navigate through the different tabs if you would like to add merchandise, memberships, etc.


Amilia Demo
1751 Richardson, Montreal, QC, H3K0B2, CA
sarah.bakhty@amilia.com

[Legal conditions](#) [Learn more about this organization](#)

[Register](#) [Memberships](#) [Merchandise](#) [My Account](#)

Merchandise Search Sort: None

Competitive Bow




\$50.00

Competitive Bow

[Details](#)

Soccer Ball



\$20.00

Soccer Ball


[Details](#)

2 piece(s) of merchandise [View All](#)

[Register](#) [Memberships](#) [Merchandise](#) [My Account](#)

Merchandise [Back](#)

Soccer Ball



Soccer Ball

Price **\$20.00** Taxes waived + Pickup \$0.00

Quantity [Quantity Remaining: 14](#)

Buy for

[Add to cart](#)

[f](#) [t](#) [in](#) [g+](#) [✉](#)

10) You can view the contents of your cart at any time by pressing the grey rectangle at the top right corner of your screen.

The screenshot displays a mobile application interface for a shopping cart. On the right side, there is a grey vertical bar containing a shopping cart icon with a '3' inside a circle, and the text 'VIEW CART' below it. The main content area is divided into sections for two children. Each child's section lists a program with its category, subcategory, and activity, along with scheduling details and a price. A 'Soccer Ball' item is also listed. At the bottom, the total price is shown as \$1,020.00, and a blue 'Checkout' button is visible.

Child	Item	Quantity	Price	
Child #1:	Program #1 - Category 1 - Subcategory 1 - Activity 1	52 times starting 9/3/2018 12:00:00 AM	\$500.00	
	Soccer Ball	1	\$20.00	
Child #2:	Program #1 - Category 1 - Subcategory 1 - Activity 1	52 times starting 9/3/2018 12:00:00 AM	\$500.00	
	Total \$1,020.00			

11) Continue shopping until everything you wanted to purchase has been added to your cart, then press “checkout”. You will be taken to the purchase confirmation screen.

1 2 3 4
Your order Your information Payment Confirmation

Your order : 3 items

[Continue Shopping](#) [Checkout](#)

Program #1 - Category 1 - Subcategory 1 - Activity 1
 Session
⌚ On Mondays from 9:00 AM to 10:00 AM.
📅 52 times starting 9/3/2018 12:00:00 AM
👤 Child #1

\$500.00
Taxes not included

\$500.00
[Remove](#)

Program #1 - Category 1 - Subcategory 1 - Activity 1
 Session
⌚ On Mondays from 9:00 AM to 10:00 AM.
📅 52 times starting 9/3/2018 12:00:00 AM
👤 Child #2

\$500.00
Taxes not included

\$500.00
[Remove](#)

Soccer Ball
👤 Child #1

Qty 1

\$20.00
Taxes waived

\$20.00
[Remove](#)

Pickup - \$0.00 Qty 1

Qty 1

Promotion code [Add](#)
Enter multiple promotion codes one at a time.

Pickup	\$0.00
Sub Total	\$1,020.00
GST	\$50.00
QST	\$99.76
Order Total	\$1,169.76

[Checkout](#)

12) Enter in additional information about the account owner, then for any participants registering.

Amilia Demo

Progress: 1 (checked) - 2 (current) - 3 - 4

Your order Your information Payment Confirmation

Your information Validate all sections to continue your purchase. [Add more items](#)

Account owner : Parent #1

Account owner: Parent #1
Child #1
Child #2

First name: Parent Last name: #1

Address 1: 1751 Richardson
Address 2:
Country: Canada State/Province: QC - Quebec
City: Montreal Zip/Postal Code: h3k0b2

Email: email123@test.com
Home Phone: 5141111111 Work Phone: 5141111111
Cellular: 5141111111 Extension:
SIN:
 I refuse to give my social insurance number.

The SIN is required by Revenu Québec for the production of RL-24 slips. If your activity is eligible, make sure to enter your SIN to receive your RL-24 slip.
*This only applies to residents of the Province of Québec.

[Continue my purchase](#) Validate all sections to continue your purchase.

Your information Validate all sections to continue your purchase. [Add more items](#)

Account owner: Parent #1 ✓
Child #1
Child #2

Personal information : Child #1

Date of birth: 5/6/2015 This information can be modified in your account settings.

Provincial health number:
Expiration Date:
 Check here if no known medical conditions.

Allergies

Nuts Peanuts
 Eggs Insect bites/stings
 Seafood
Other:
Allergic reactions:
Medical conditions:

13) If adding legal guardians or emergency contacts, make sure to click “new” or “edit” to complete all the required information.

Select a Primary Legal Guardian

Parent #1

Select a Secondary Legal Guardian

None

Select an Emergency Contact

Parent #1

Validate all sections to continue your purchase.

14) Choose your preferred payment method:

Amilia Demo

Progress: Your order Your information **Payment** Confirmation 4

Payment [View order details](#) [Add more items](#)

You can make your online payment by using any of the options listed here. Select the method you prefer.

Choose your payment method:

Amilia Demo

✓ ✓ ○ 4
 Your order Your information **Payment** Confirmation




🔒 **Payment** [View order details](#) [Add more items](#) [Pay Now](#)

\$1,169.76
amount to be paid now [Details](#)

[Change payment options](#)


Fill out the form with your credit card information.

Credit/Debit card payment

Card Number
   

Enter the card number without spaces, for example: 4511234567891234

Expiration Date

Cardholder's Name CVV 


I accept the [Terms and conditions](#)

[Pay Now](#)

15) You have now successfully completed your purchase!

Amilia Demo

✓ ✓ ✓ ○
 Your order Your information **Payment** **Confirmation**

🔒 **Confirmation** [Return to store](#) [Share](#)  [Print](#)


Your order has been successfully completed.
 Invoice Number: 5337083
 Date: 10/17/2018

You will receive a confirmation email including this invoice and receipt shortly.

Client Parent #1 1751 Richardson Montreal, QC h3k0b2	Shipping Method 🚚 Pickup	Organization Amilia Demo 1751 Richardson Montreal, QC H3K0B2
---	------------------------------------	---

[📄](#) Session activities

Category 1 - Subcategory 1 - Activity 1 **\$500.00**

 **Participant: Child #1** Taxes not included

Now that you have an Amilia account and have completed your 1st purchase, you can access your personal account to view previous billing information, access a calendar view of your upcoming activities, update your account members' information, etc.

16) Simply click your email address at the top right corner and click "my account".

